
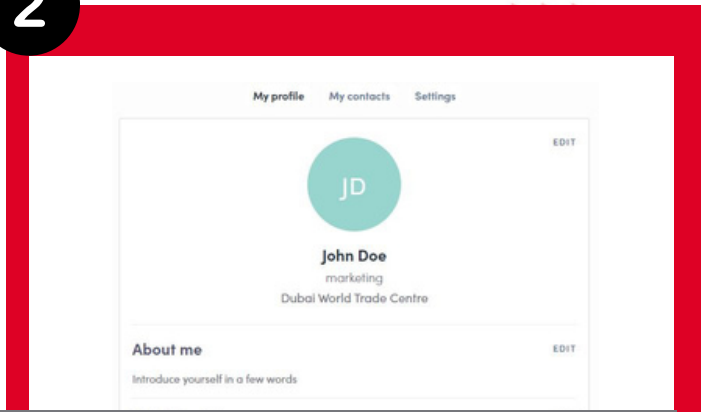


1




Once you've registered for your visitor or exhibitor badge, log into <https://connexions.gulfood.com> with your registered email address

2



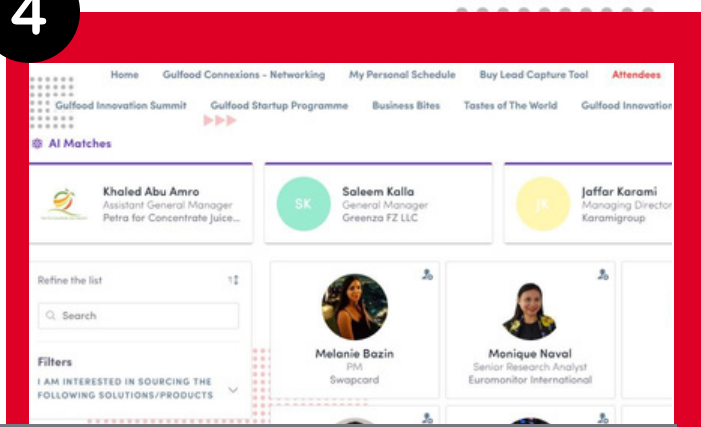
Check your profile. Note your contact details are only exchanged once you have accepted the connection.

3



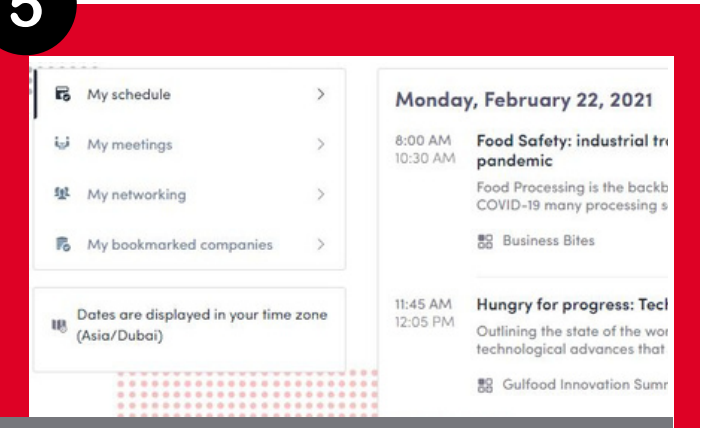
Click on "Gulfood Connexion - Networking" tab and search companies by product categories, sectors, country etc. You can arrange meetings on exhibition stands.

4



You can search for contacts by job title, company, business type or, use the automatic suggestions to find your perfect match.

5



With your personal schedule, you can track your meetings along with conference and workshop sessions you have registered for. You can export this to your calendar or PDF.

6

Contact the team
<https://connexions.gulfood.com>
support@swapcard.com

GET STARTED